

To change your billing information in Google Adwords

You can edit your billing information at any time. Here's how:

1. [Sign in](#) to your AdWords account.
2. Select the **My Account** tab.
3. Click **Billing Preferences**.
4. Click **edit** next to **Primary Payment Details**.
5. Select your credit card type. If you're switching to a new card, select the name of the new card.
6. Enter the new card information, and update your billing information if it's changed.
7. Click **Save Changes**.

Google AdWords Touchducan Marketing SL | Help | Contact Us | Sign Out

Campaign Management | Reports | Analytics | **My Account**

Billing Summary | Billing Preferences | Account Preferences

### Billing Preferences

This page is for viewing and managing your billing settings. If you're looking for the place where you revise your daily budget for a campaign, go to 'Campaign Management', select the campaign, and click 'Edit Campaign Settings.'

**Billing and Payment**

Method of billing: Post-pay Billing  
Form of payment: Credit Card

**Primary Payment Details** [edit](#)

Primary credit card: Visa  
Expiration date: Aug 2006  
Advertiser address:

Google AdWords Touchducan Marketing SL ( Client ID: 605-119-2549 ) | Help | Contact Us | Sign Out

adwords@sortedsites.com | Help | Contact Us | Sign Out  
Manager ID: 665-375-2245

Campaign Management | Reports | Analytics | **My Account**

Billing Summary | Billing Preferences | Account Preferences

### Edit Billing Preferences

**Primary Card Information**

Type of card:

Credit card number:

Card holder's name:

Expiration date:

Verification code:  [What's this?](#)

Note : all yellow field must be filled in also not that the verification code is the 3 digits found on the back of your credit card.



**Billing Address**

Contact name:

Company name:

Address line 1:

Address line 2:

City:

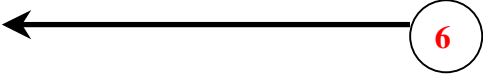
State or province:

Postal/zip code:

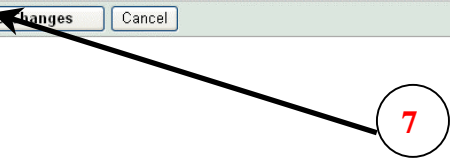
Country/Territory:

Phone number:

Fax number:



Changing your billing address will automatically update your [business address](#).  
If your business address is different from your billing address, please edit your business address in the VAT Information section on the Billing Preferences page of your account.



Note : all yellow field must be filled in.

To change your billing information in Overture

You can edit your billing information at any time. Here's how:

1. [Sign in](#) to your Overture account.
2. Log into Manage **My Accounts**.
3. Click On **Money Manager**.
4. Click on **Add Payment method**.
5. Enter the new card information, and update your billing information if it's changed.
6. Update expiry date and click on "**Submit**"

**YAHOO! SEARCH MARKETING** Account: \_\_\_\_\_

Account | **Money Manager** | Reports | Manage Sponsored Search | Manage Content Match

Account Summary | Account Set-Up | Edit Profile | Change Password | Edit Account Name | Personalize Pages

### Account Summary

**⚠** Your account is currently offline. Please verify that your account has funds and that your listings meet our editorial guidelines. If you have questions, please contact Customer Solutions by clicking on the Support Center link at the bottom of this page.

Show Stats For : Current Day

#### Sponsored Search Summary

Date	Total Impressions	Total Clicks	Cost Per Click	Total Cost (£)	Click Rate (%)	Total Conversions	Conversion Rate (%)	Cost Per Conversion (£)
N/A	N/A	N/A	N/A	N/A	N/A	N/A	N/A	N/A

Don't see any conversion data? [Click here.](#)

#### Content Match™ Summary

Date	Total Impressions	Total Clicks	Cost Per Click	Total Cost (£)	Click Rate (%)	Total Conversions	Conversion Rate (%)	Cost Per Conversion (£)
N/A	N/A	N/A	N/A	N/A	N/A	N/A	N/A	N/A

Don't see any conversion data? [Click here.](#)

**Bulk Upload** Page H

**Account Status** (October 9, 2006 7:30:00 AM PDT) [Refresh](#)

**Sponsored Search/Content Match**

Online Listings : 0  
 Offline Listings : 178  
 Low Click Index™ Listings : N/A  
 Recently Removed Listings : 0  
 Budget (Edit) : ON

Account : OFF  
 Advanced Match Type : OFF  
 Content Match™ : OFF  
 Easy Track : ON

**YAHOO! SEARCH MARKETING** Account: \_\_\_\_\_

Account | **Money Manager** | Reports | Manage Sponsored Search | Manage Content Match

Budgeting | Add Money | Add Payment Method | Update Payment Method

### Budgeting

**Account Activity:** (as of October 16, 2006 8:00:00 PM PDT)

Account Balance : \$219.64  
 Average Daily Click Charges : \$0.81  
 Estimated Account Depletion : 271 days

#### 1. Set your approximate daily budget

To use budgeting, select "Budget On," then enter the approximate amount you would like to spend each day in the Approximate Daily Budget\* box below. You may use this page to make changes to your budget at any time. To receive the maximum amount of sales leads, select "Budget Off."

Budget On  
 Budget Off (For Maximum traffic)

**Account Budget**  
 Enter an approximate daily budget. If the amount you enter is more than the total click charges you have already accrued for the day, your budget will not go into effect until the next day. Once your changes take effect, your target monthly budget will be recalculated and a new 30-day period will begin.\*\*

Approximate Daily Budget	Target Monthly Budget	Impressions	Clicks	CPC	CTR	Cost	Conversions	Conversion Rate (%)	Cost Per Conversion (\$)
10.00	300.00	34	0	0.00	0.00	0.00	0	0.0	0.00

### Add Payment Method

Please provide the following Information:

\* Indicates a required field

**Select Payment Method:** (You may pay by Visa , Mastercard / Eurocard , or American Express .)

Card:\*

Number:\*

Exp. Date:\*

Please enter the 3-digit or 4-digit security code found on your card.

**Please Note:** For security purposes we contact new advertisers to verify credit card and billing information. Please ensure your contact information is correct to minimize any delay in activating your account.



Note : all yellow field must be filled in also not that the verification code is the 3 digits found on the back of your credit card.

The Billing Information for that card is (\* required fields):

First Name:\*

Last Name:\*

E-mail Address:\*   
*(Example - jsmith@xyz.com)*

Country:\*

Address 1:\*

Address 2:

Address 3:

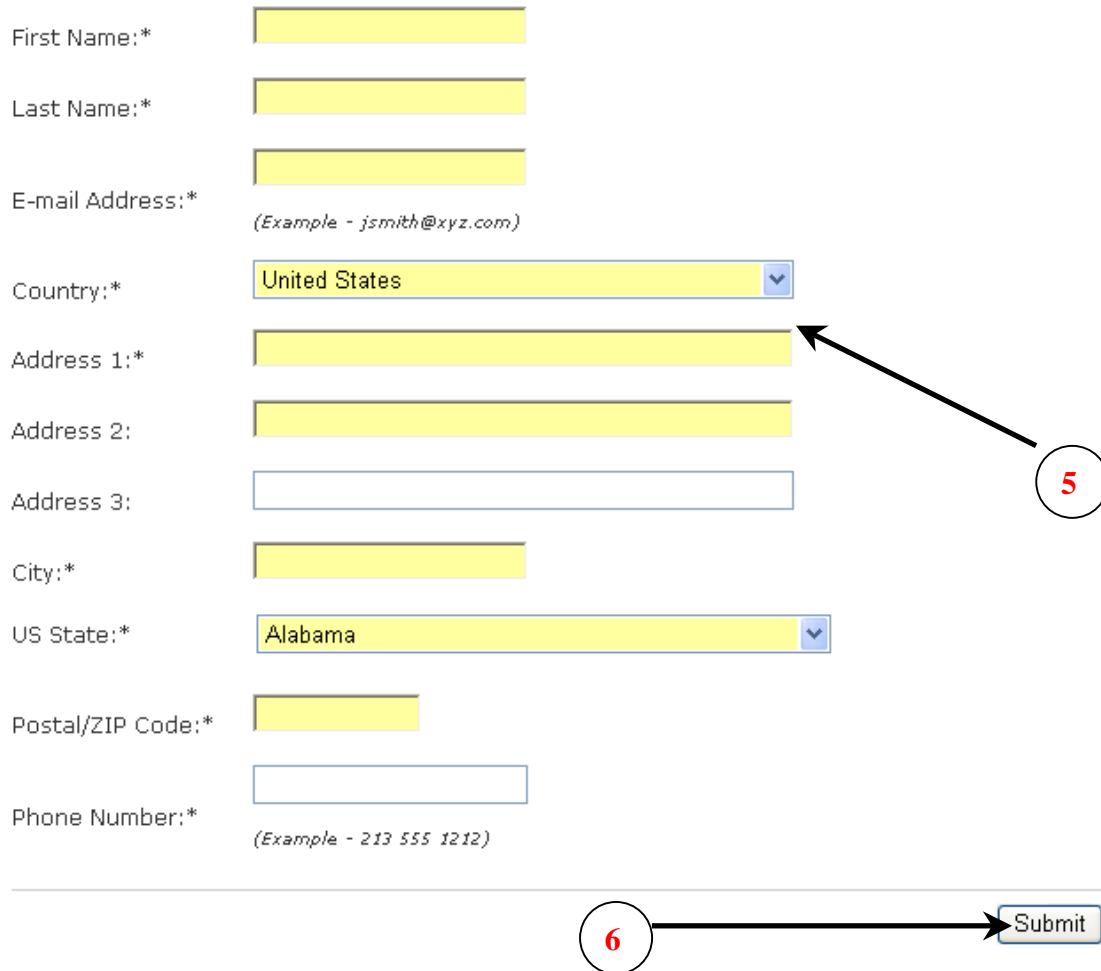
City:\*

US State:\*

Postal/ZIP Code:\*

Phone Number:\*   
*(Example - 213 555 1212)*

---



Note : all yellow field must be filled in.

Once Your credit card information has been filled in, now proceed in filling the daily budget and have credit card charged. **Overture unlike Awords, will charge your credit card up front whereas Adwords will charge your credit card at the end of the month.**

Setting your budget. Here's how:

1. Click On **Budgeting**.
2. Make sure that **Budget on** is marked as on. This ensures that you will not spend more than the amount decided for your daily budget.
3. Enter **Approximate Daily Budget**.
4. Chose your credit card from the drop down list.
5. Click on **Submit**
6. The system will ask you to confirm whether you are sure to charge your credit card. Click on **Submit**

Budgeting

Page Help

<b>Account Activity:</b> (as of October 16, 2006 8:00:00 PM PDT)	
Account Balance :	<b>\$219.64</b>
Average Daily Click Charges :	<b>\$0.81</b>
Estimated Account Depletion :	<b>271 days</b>

**1. Set your approximate daily budget**

To use budgeting, select "Budget On," then enter the approximate amount you would like to spend each day in the Approximate Daily Budget\* box below. You may use this page to make changes to your budget at any time. To receive the maximum amount of sales leads, select "Budget Off."

- Budget On
- Budget Off (For Maximum traffic)

**Account Budget**

Enter an approximate daily budget. If the amount you enter is more than the total click charges you have already accrued for the day, your budget will not go into effect until the next day. Once your changes take effect, your target monthly budget will be recalculated and a new 30-day period will begin.\*\*

Approximate Daily Budget	Target Monthly Budget	Impressions	Clicks	CPC	CTR	Cost	Conversions	Conversion Rate (%)	Cost Per Conversion (\$)
10.00	300.00	34	0	0.00	0.00	0.00	0	0.0	0.00

**2. Select credit card and verify charge amount**

You may enter a new credit card on the [Add Payment Method](#) Page.

John Beckley XXXX-XXXX-XXXX-XXXX exp.11/2006 MasterCard

Each time your balance is low†, your credit card will be charged the following amount:

\$300.00

Check this box to specify a different amount.

Amount: \$ 300.00

Submit

\*Please note: Your approximate daily budget is a target only. You may see fluctuations in your actual daily click charges due to changes in search volume, but your total monthly click charges should be close to your target monthly budget (target monthly budget is calculated as 30 times your approximate daily budget, for a rolling 30 day). If your total monthly click charges exceed your target monthly budget by more than 15%, you may be entitled to a refund.

\*\*Refunds are calculated every 30 days. A 30-day period begins when you select or modify your budget amount. If the budget amount is modified within any 30-day period you will not be eligible for a refund for the partial amount.

† Your account balance is "low" if it falls below the prior three days worth of click charges or three times your daily budget, whichever is less. This amount must be available on your account at all times in order to keep your listings online. Each time your account balance is low, your credit card will be charged the amount you specified until it reaches the minimum balance required.

**Confirmation**

By pressing the Submit button at the bottom of this page, the following change will take effect for your account:

**Payment Method: John Beckley XXXX-XXXX-XXXX-XXXX exp.11/2006 MasterCard**

When making changes, please keep in mind the following:

- Turning Budgeting On - If the click charges you have incurred today already exceed your approximate daily budget, your account will be taken offline temporarily. In addition, if you are turning budgeting on for the first time, you will no longer be able to go back to the Pre-Payment Plan.
- Turning Budgeting Off - Your account will begin to receive the maximum amount of traffic, without regard to a budget.
- Changing the Approximate Daily Budget - If you reduce your approximate daily budget to an amount lower than the click charges you have already incurred today, your account will be taken offline temporarily.
- Changing the Charge Amount - If you reduce your charge amount without reducing your approximate daily budget, you may see an increase in the number of times your credit card is charged each month in order to maintain funds in your account.

Submit Cancel